

# Maths

## ROBOT ADDITION

### You Will Need

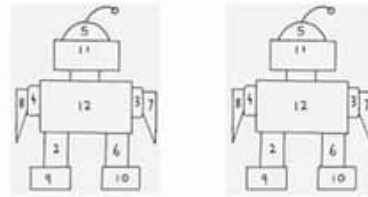
Dice, 2 x Robot Addition Games, coloured pencils

### You Will Learn

Addition

**Note:** this game requires two players


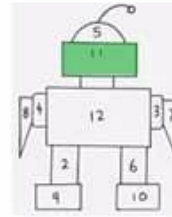
**Step 1:** Draw or print out two copies of the Robot Addition Game.



$$5 + 6 = 11$$

**Step 2:** To start, roll two dice and add the total of the two dice together.

**Step 3:** If you roll the number 11, colour in the section of the robot that says 11.



**Step 4:** The second player can now have a turn, they should colour their addition on their own robot.

**Step 5:** The person who has their robot completely coloured in first is the winner.

**Step 6:** To make the game more difficult you can play variations for example: add a third dice, or play with multiplication.

**BEGINNER - AGE 5 - 7**

**POWERTEACH**  
Powerful Learning Strategies